

CIGOGNE UCITS

M&A Arbitrage

Monthly Factsheet - July 2023



Assets Under Management :

83 356 190 €

Net Asset Value - C2 Shares :

1 179.39 €

INVESTMENT OBJECTIVES

The sub-fund's objective is to generate regular returns not correlated with the main market trends, in a context of risk controls. The choice of the assets is guided by an arbitration of mergers and/or acquisitions, consisting in benefiting from the price differences, which can appear at the time of takeover bids or exchange. Based on a solid and detailed analysis of the economic, legal and competitive frameworks, initiated operations are mainly held until the finalization of the offer. The portfolio only focuses on declared M&A situations. Initiated strategies consist in acquiring shares of the target company (cash offer) and selling shares of the acquirer (stock, cash and stock offer) or conversely if we expect the bid to fail. The sub-fund may also develop strategies on corporate action arbitrage such as preferential subscription rights.

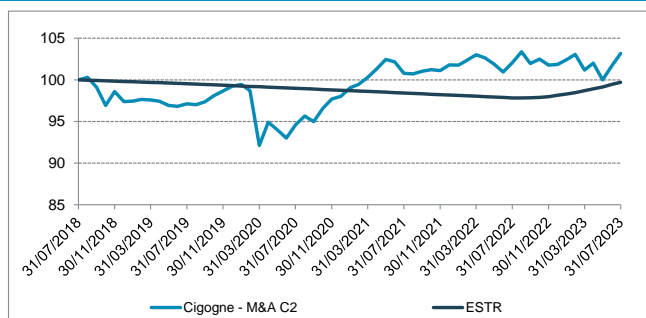
PERFORMANCES

	January	February	March	April	May	June	July	August	September	October	November	December	YTD
2023	0.59%	0.59%	-1.83%	0.83%	-1.97%	1.63%	1.52%						1.30%
2022	-0.02%	0.57%	0.65%	-0.37%	-0.74%	-0.93%	1.11%	1.28%	-1.36%	0.51%	-0.68%	0.08%	0.06%
2021	1.04%	0.40%	0.86%	1.01%	1.12%	-0.29%	-1.34%	-0.07%	0.30%	0.21%	-0.11%	0.67%	3.84%
2020	0.20%	-0.74%	-6.68%	3.02%	-0.97%	-1.04%	1.70%	1.13%	-0.72%	1.69%	1.15%	0.35%	-1.22%
2019	0.06%	0.21%	-0.07%	-0.16%	-0.52%	-0.11%	0.32%	-0.12%	0.36%	0.76%	0.58%	0.59%	1.90%

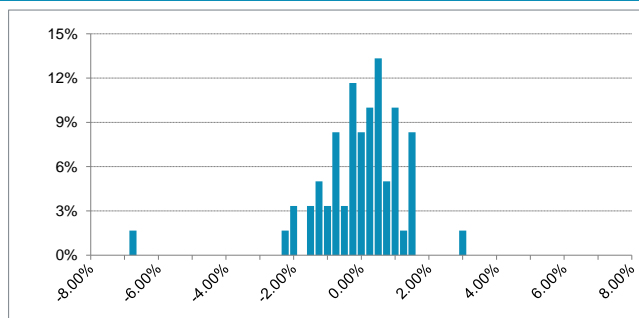
PORTFOLIO STATISTICS FOR 5 YEARS / SINCE 24/05/2013

	Cigogne UCITS - M&A Arbitrage		ESTR		HFRX Global Hedge Fund EUR Index	
	5 years	From Start	5 years	From Start	5 years	From Start
Cumulative Return	3.18%	17.94%	-0.30%	-1.60%	-5.35%	-7.56%
Annualised Return	0.63%	1.63%	-0.06%	-0.16%	-1.09%	-0.77%
Annualised Volatility	5.97%	4.49%	0.15%	0.11%	4.73%	4.27%
Sharpe Ratio	0.12	0.40	-	-	-0.22	-0.14
Sortino Ratio	0.16	0.56	-	-	-0.28	-0.20
Max Drawdown	-13.55%	-17.30%	-2.18%	-3.52%	-14.62%	-19.68%
Time to Recovery (m)	12.69	> 41,31	> 10,62	> 10,62	11,08	> 41,31
Positive Months (%)	58.33%	65.85%	18.33%	17.07%	53.33%	54.47%

PERFORMANCE (NAV) FOR 5 YEARS



DISTRIBUTION OF MONTHLY RETURNS FOR 5 YEARS



INVESTMENT MANAGERS' COMMENTARY

The summer period started out quiet in terms of new operations. The main announcements, which were made official over the last few days of July, related to American target companies for more than \$6 billion. Investment opportunities have therefore emerged for Reata Pharmaceuticals, following the offer made by Biogen, and for New Relic, a specialist in web analysis and monitoring, as part of its privatisation plan launched by a consortium made up of Francisco Partners Management and TPG.

July was a good month for data and our portfolio was able to benefit from important developments with several major holdings. First of all, the Black Night and Intercontinental Exchange groups have taken an important step in their \$14.1-billion merger by entering into an agreement to sell the Optimal Blue company owned by the target company. This sale simplifies the merger, as it is the second sale made by Black Night to address anti-trust concerns raised by the FTC. Although it quickly narrowed, the spread is still wide enough to maintain the position, pending future discussions between the entities and the decision-making body. In addition, as one of the largest holdings by size, the takeover of the giant VMware by Broadcom, for more than \$70 billion, obtained, within a 7-day window, provisional approval from the European Union and then from the British regulatory authority, the UK CMA. In order to do so, Broadcom has proposed interoperability solutions to certain competitors, and must now defend its operation with the FTC, as part of the second phase of the study. Finally, while a California judge authorised Microsoft to conclude its acquisition of Activision Blizzard, by overruling the FTC's argument, the giants decided to extend their merger contract by three months so that they could once again defend their merger with the CMA. While Microsoft had appealed the English regulator's initial decision to block the merger, the latter suggested that a restructured deal could address its concerns, subject to further study.

Portfolio leverage remained relatively stable in July. The closures of the Iveric Bio and VectivBio Holdings operations, but especially of several operations in the small cap segment, have been replaced by strategies relating to Reata Pharmaceuticals and New Relic, cited in the introduction, and to the British legal services provider, DWF Group.

MAIN POSITIONS

TARGET	ACQUIRER	WEIGHT	PAYMENT TYPE	TARGET SECTOR	GEOGRAPHICAL ZONE
HORIZON THERAPEUTICS	AMGEN	4.60%	Cash	Health Care	United States
DICE THERAPEUTICS	ELI LILLY	3.58%	Cash	Health Care	United States
ACTIVISION BLIZZARD	MICROSOFT	3.42%	Cash	Technology	United States
HOME CAPITAL GROUP	SMITH FINANCIAL	3.00%	Cash	Financial Services	Canada
BLACK KNIGHT	INTERCONTINENTAL EXCHANGE	2.84%	Cash & Stock	Technology	United States

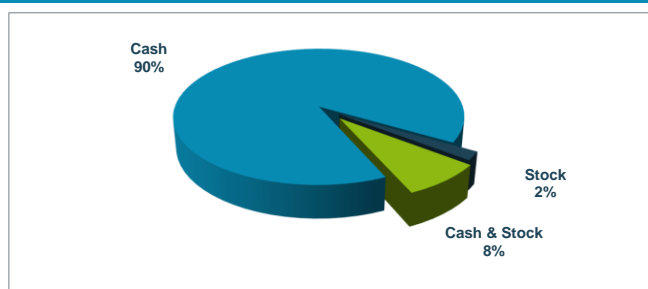
CIGOGNE UCITS

M&A Arbitrage

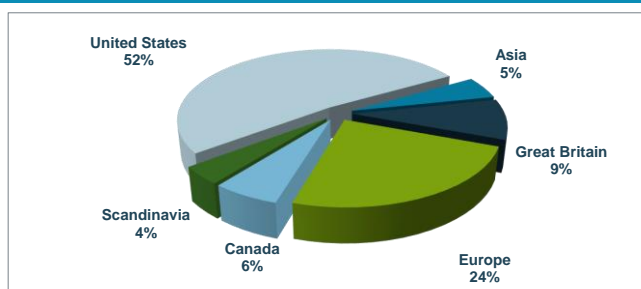
Monthly Factsheet - July 2023



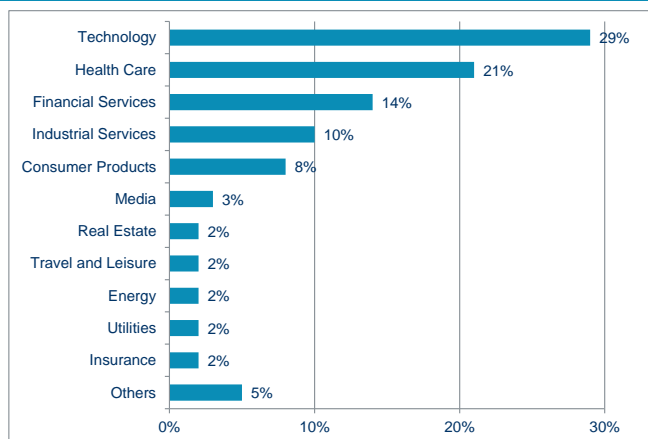
PAYMENT TYPE



GEOGRAPHICAL BREAKDOWN




SECTORIAL BREAKDOWN



PORTFOLIO STATISTICS

Number of strategies	112
New strategies	19
Closed strategies	24
Time to completion (days)	94
Small Cap (<750 MUSD)	37%
Large Cap (>750 MUSD)	63%

RISK PROFILE



The risk category has been determined on the basis of historical and simulated data and may not be a reliable indication of the future risk profil. The risk and reward category shown does not necessarily remain unchanged and the categorization of the fund may shift over time.

CHARACTERISTICS

Management Company	Cigogne Management SA	ISIN code	LU0893376748
Advisor	CIC Marchés	Management Fee	1,00%
Domiciliation	Luxembourg	Performance Fees	20% above €STR with a High Water Mark
Fund's Inception Date	March 2013	Subscription Fee	Up to 2%
Legal Form	SICAV UCITS	Redemption Fee	None
Valuation	Weekly, every Friday	Minimum Subscription	EUR 500.000
Liquidity	Weekly	Subsequent Subscription	EUR 1.000
Cut-Off	2 Business Days	Country of Registration	LU, FR, BE, DE
Depository Bank	Banque de Luxembourg		
Administrative Agent	UI efa		
Auditor	KPMG Luxembourg		

DISCLAIMER

The information contained herein is provided for information purposes only and shall only be valid at the time it is given. No guarantee can be given as to the exhaustiveness, timeliness or accuracy of this information. Past performance is no indication of future returns. Any investment may generate losses or gains. The information on this document is not intended to be an offer or solicitation to invest or to provide any investment service or advice. Potentially interested persons must consult their own legal and tax advisor on the possible consequences under the laws of their country of citizenship or domicile. Any person must carefully consider the appropriateness of their investments to their specific situation and ensure that they understand the risks involved. Subscriptions to fund shares will only be accepted on the basis of the latest prospectus and the most recent annual report or semi-annual report if the latter is more recent.

CONTACTS

CIGOGNE MANAGEMENT S.A.

18 Boulevard Royal
L - 2449 Luxembourg
LUXEMBOURG

www.cigogne-management.com
contact@cigogne-management.com

